

IMC Patient Experience Map

Welcome to InternationalMedicalConsulting.ca! We are eager to assist you in your journey. We Please follow this Patient Road Map as a guide to ensure you have the most successful and positive experience with us.

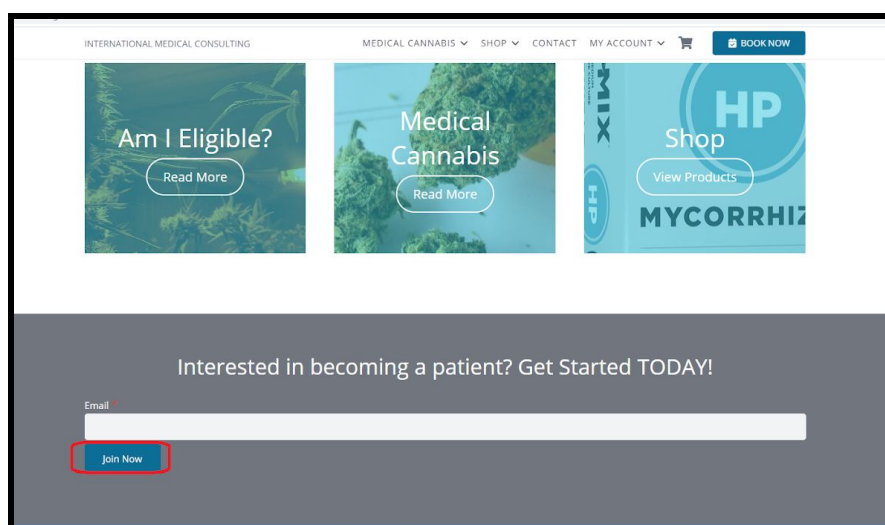
NOTE: Our appointments are DIGITAL and you will be seen digitally through a secure digital video app downloadable to your smartphone called 'VSEE'.
(See Step 12 below for further instructions on 'VSEE')

Patient Intake

Please Visit: <https://www.internationalmedicalconsulting.ca/>

Step 1: Begin the Registration Process

Once on our landing page, scroll down and locate where it says: "*Interested in becoming a patient? Get Started TODAY!*" As shown in *Figure 1.1*. Then, please enter the email address we can best reach you at to start your journey with IMC. When you have completed this task, please click the box below.



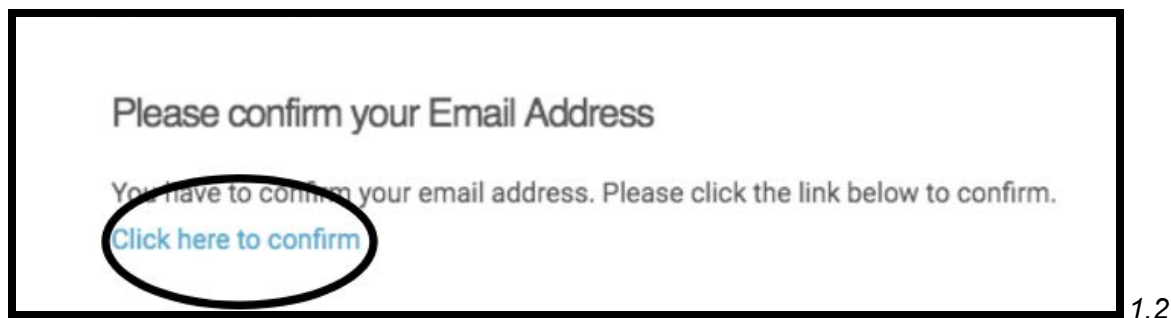
1.1

NOTE: Please use the same email throughout the entire process. This email must be from a credible email account provider, such as Gmail, Outlook, Yahoo, Apple, Facebook. If you do not have an email account, please register for an email account using Gmail, as it is our preferred option. Most school, work, or small business emails are not suitable.

COMPLETE: []

Step 2: Confirm your Email

Wait to receive the automated email sent from IMC. This email contains a confirmation link. Once the email is received, go to your inbox and open the email. Click on the link to confirm your email address, shown in *Figure 1.2*. This will allow us to contact you via email. Within 5 minutes of clicking “*Confirm*”, you will receive another follow-up email from IMC to the same email account with more information, allowing you to take the next steps. The next email is shown in *Figure 1.2*

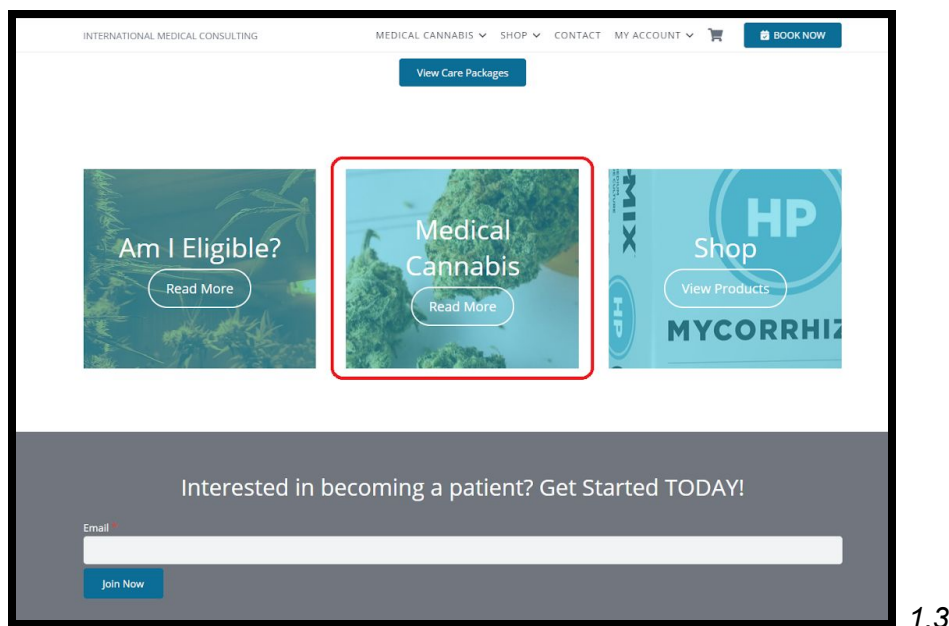


NOTE: If you do not receive this email within 5 minutes, please check your spam folder and/or ensure that you have typed in the correct email address.

COMPLETE: []

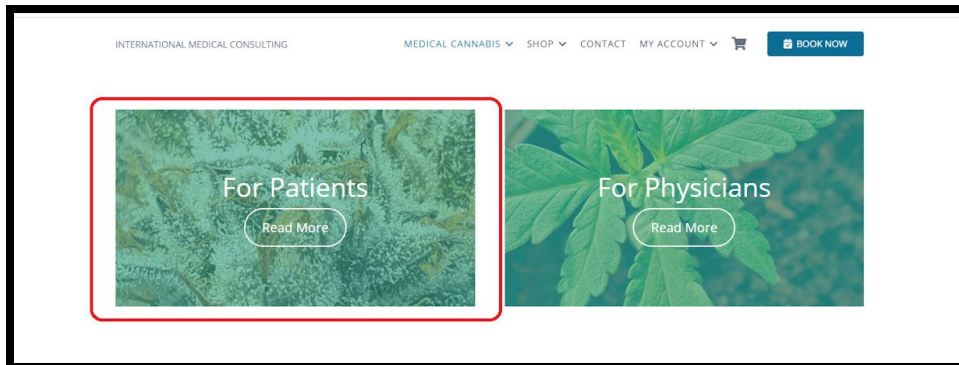
Step 3: Head Back to the ‘Home Page’: www.Internationalmedicalconsulting.ca

Click the “*Medical Cannabis*” button.



Step 4: Click the “For Patients” Button

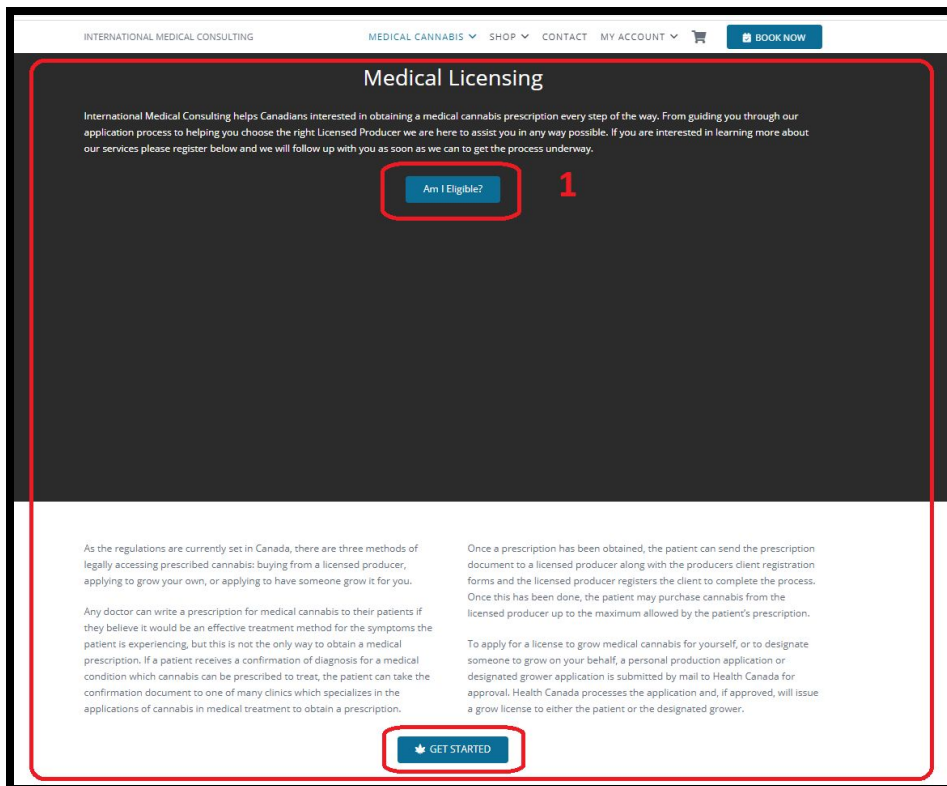
This is shown in figure 1.4.



1.4

Step 5: Read through ‘For Patients Page’

Read this information and consider your if you are ready to take the next step or need to confirm further questions about your eligibility.



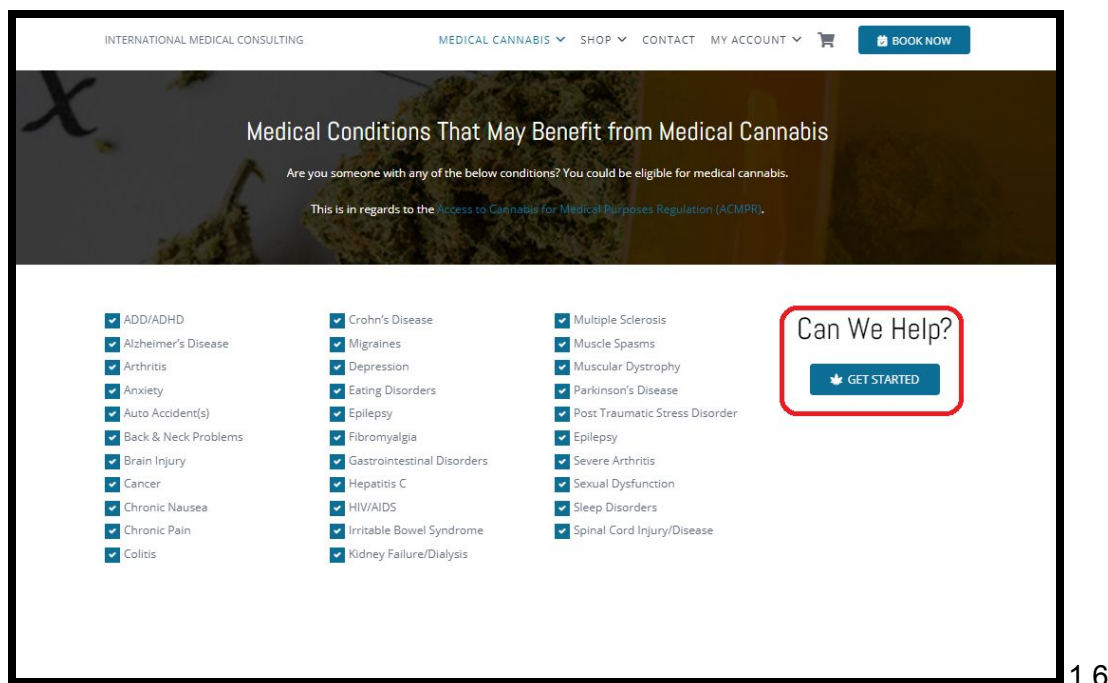
1.5

NOTE: For more information, click “Am I Eligible” OR click “Get Started” to begin the booking process.

Step 6: Selecting “Am I Eligible”

As referred to previously in Step 5, selecting “Am I Eligible” will forward you to a page that overviews the list of ailments approved by Health Canada supports. Any of these ailments could potentially qualify you for legal medical cannabis therapies. To move forward, please click “Get Started”.

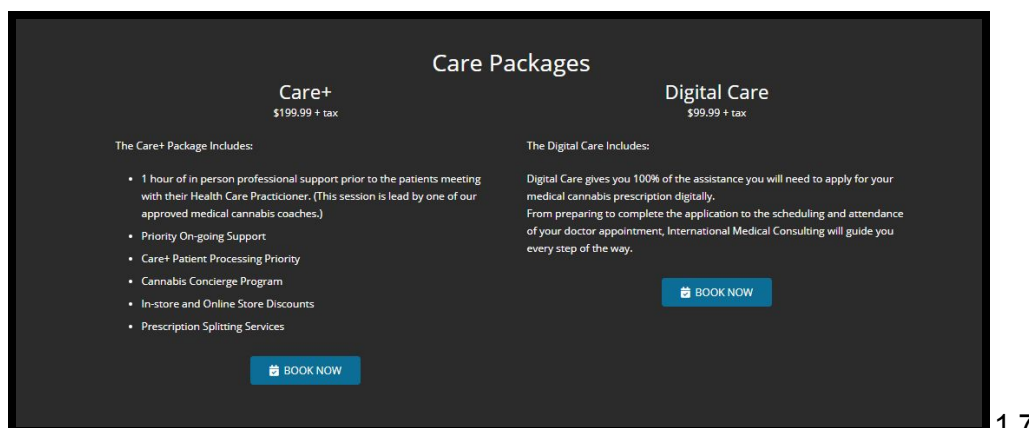
This is highlighted in Figure 1.6 below.



1.6

Step 7: Selecting “Get Started”

To begin the process, read carefully, and then select the package that best fits your individual needs. Our same great quality service will be offered for any package you select directly in our 'Shop' section.



1.7

Step 8: Booking your Appointment

Select a date, and then a time to meet with the nurse practitioner. Once selected, click “Book Now”.

INTERNATIONAL MEDICAL CONSULTING MEDICAL CANNABIS SHOP CONTACT MY ACCOUNT [BOOK NOW](#)

Home / Shop / Services / Care+ Appointment

Care+ Appointment

\$199.99 exc. tax

- 1 hour of in person professional coaching. (This session is lead by one of International Medical Consulting's approved cannabis coaches.)
- Care+ Patient Processing Priority
- Cannabis Concierge Program
- In-store and Online Store Discounts
- Prescription Splitting Services
- Free Consult for an up to 10 gram a day grow prescription. *By Request Only*

Times are in America/Toronto

| JANUARY 2020 | | | | | | |
|--------------|----|----|----|----|----|----|
| M | T | W | T | F | S | S |
| 30 | 31 | 1 | 2 | 3 | 4 | 5 |
| 6 | 7 | 8 | 9 | 10 | 11 | 12 |
| 13 | 14 | 15 | 16 | 17 | 18 | 19 |
| 20 | 21 | 22 | 23 | 24 | 25 | 26 |
| 27 | 28 | 29 | 30 | 31 | 1 | 2 |

8:00 pm 8:15 pm 8:30 pm

8:45 pm

Booking cost: **\$199.99 exc. tax**

[Book now](#)

Category: Services

1.8

Step 9: Proceed to Checkout

Confirm the package you have chosen, including the date and time of your appointment. To continue click *“Proceed to Checkout”*.

INTERNATIONAL MEDICAL CONSULTING MEDICAL CANNABIS SHOP CONTACT MY ACCOUNT BOOK NOW

“Care+ Appointment” has been added to your cart. Continue shopping

| Product | Price | Quantity | Subtotal |
|--|----------|----------|----------|
| Care+ Appointment Booking Date: January 30, 2020 Booking Time: 8:00 pm Member of Staff: Member of Staff Time Zone: America/Toronto | \$199.99 | 1 | \$199.99 |

| | |
|--------------|-----------------|
| Subtotal | \$199.99 |
| Tax | \$26.00 |
| Total | \$225.99 |

Proceed to checkout

Coupon code Apply coupon Update cart

COMING SOON

1.9

Step 10: Enter in Billing Details

Enter your billing information, including a phone number where you can be reached. Then, accept the terms and conditions of payment. Once complete, click the *“PayPal”* button to begin to process your payment.

NOTE: YOU DO NOT AND WILL NOT NEED A PAYPAL ACCOUNT TO PROCEED.

INTERNATIONAL MEDICAL CONSULTING MEDICAL CANNABIS SHOP CONTACT MY ACCOUNT BOOK NOW

Have a coupon? Click here to enter your code

1

Billing details

First name (optional) Last name (optional)
 jon Smith

Company name (optional)

Country (optional)
 Canada

Street address (optional)
 123 Fake Street

Apartment, suite, unit, etc. (optional)

Town / City (optional)
 Fake

Province (optional)
 Ontario

Postal code (optional)
 N5Z2T5

Phone (optional)
 111-111-1111

Email address*
 Fake@email.com

Additional information

Order notes (optional)
 Notes about your order, e.g. special notes for delivery.

Your order

| | |
|-------------------------------------|-----------------|
| Care+ Appointment * 1 | \$199.99 |
| Booking Date: January 30, 2020 | |
| Booking Time: 8:00 pm | |
| Member of Staff: Member of Staff | |
| Time Zone: America/Toronto | |
| Subtotal | \$199.99 |
| Tax | \$26.00 |
| Total | \$225.99 |

Pay via PayPal

Your personal data will be used to process your order, support your experience throughout this website, and for other purposes described in our privacy policy.

I have read and agree to the website terms and conditions *

2

3

PayPal

2.0

Step 11: Check for follow-up Questionnaires

Please review your email and cellphone for correspondence 48 hours before your appointment. This is to verify if there are any outstanding questionnaires that IMC has requested for you to complete.

COMPLETE: []

Step 12 : Download “VSee Messenger (Please be signed digitally into the app 15 minutes before your scheduled appointment)

Please download VSee on the device you will use for your appointment. VSee is a HIPPA compliant video telecommunication platform designed to help you have a secure meeting with your HCP. You will need a laptop or computer with a mic and webcam, or a cellphone that can download the app and also has a working mic and camera. Please be informed you must be connected to the internet for your appointment.

**Please Register Here:**

<https://vsee.com/>

Or download the VSee app to complete the virtual appointment at either of the locations below;

GOOGLE PLAY STORE:

https://play.google.com/store/apps/details?id=com.vsee.vsee.release&hl=en_CA

APPLE APP STORE:

<https://www.apple.com/ca/search/vsee?src=globalnav>

COMPLETE: []

Step 17: Digital VSee Appointment

On the day of your appointment with the practitioner, be ready 15 minutes before the time you have chosen and set. This will ensure that you have time to login to the VSee Messenger App and have ready any medical documents you believe are necessary for your appointment.

COMPLETE: []

Step 18: Sending your Medical Document to a Licensed Producer

Expectations: This process can take up to 5 business days for the Licensed Producer to simply receive and process your medical document. It is important to understand that there are processing time constraints and that we make every effort to surpass your expectations.

Licensed Producers will usually contact the patients directly within those 5 business days. If the Licensed Producer does not get back to you within that time frame, please contact them directly as we send off your document to them immediately after your appointment if you are approved.

COMPLETE: []

Step 19: Registering for your Licensed Producer

As discussed with the IMC Cannabis Coach or Clinic Manager, please head over to the LP's website and register as a new patient.

COMPLETE: []

BONUS GROW STEPS FOR CARE+ GROW PATIENTS**Step 21: Receiving Medical Document Via Mail from IMC.**

This process is done via Canada Post's standard shipping method and will take 7-10 business days to be delivered to your address on file.

COMPLETE: []

Step 22: Download, Complete, then mail your Health Canada Grow Registration Package

Please visit:

https://www.canada.ca/content/dam/hc-sc/documents/services/registering-produce-cannabis-own-medical-purposes/EN_Personal_Production_Form.pdf

This is where the up-to-date forms are to download, print and complete. The address in which you are asked to send the completed registration form can be found on Page 1 of this PDF, located at the link above.

NOTE: Depending on the shipping method and your location, Health Canada may not get your forms for an additional 7-14 business days. Health Canada will then usually process your document within 6-10 weeks, depending on processing volumes, and will mail you back the results of your paperwork. If you have any issues, we will support you through this process. This is not a quick and easy process, but we will help you put your worries to rest.

COMPLETE: []